

3C10-20k Online UPS Datasheet

Feature :

Zero Transfer time

True Double Conversion Online UPS, provide most comprehensive protect to mission critical equipment from wide range power quality issues

DSP Digital Control Based

Advance DSP base digital control bring high performance of high input Power factor, low distortion , supply the load with perfect sine wave AC power supply

Three Level Inverter

Low harmony noise, high efficiency , excellent loading capability

Versatile Input Phase Configuration

Work with 1phase OR 3-phases mains input, without complex setting or power derating

Ultra Wide Input Mains range

Strong compatible with ultra with electric environment, stay well with ultra wide range mains of 90V~300V, 40~70Hz ,dramatically reduce battery discharge , prolong battery life

Best Loading Capability

Up to 0.9 Output Power Factor , 50/60 Hz Automatically adapting, selectable voltage , perfectly match all kind of application

Genset Compatible

Capable of work with wide range of Genset, isolate fluctuation and noise from Genset , provide stable and clean power supply to the user equipment

High Input Power Factor

Thanks to digital controlled PFC Technology, >0.99 input power factor, effectively avoid power pollution , save energy expense for customer

Reliable Design

Made with strong Glass fiber base (FR4) double side PCB, company with large span component, greatly improve reliability in harsh environment, Well designed ventilation and conformal coating , avoid dust accumulation ,improve resistant to corrosion

Open to Customization

Based on powerful controller and open architecture, the product is able to be customized to match need of integration of automatic system or intelligent supervisory system


Specification :

Model		3C10K	3C10KS	3C15K	3C15KS	3C20K	3C20KS
Capacity	VA/W	10kVA/9kW		15kVA/13.5kW		20kVA/18kW	
Topology		Double Conversion Online UPS					
Phase		Single Phase Input Single Phase Output OR 3 Phases Input Single Phase Output					
Mains Input	Wiring	Single Phase L/N+PE OR 3 Phases (L1,L2,L3,N)/N+PE					
	Rated Voltage	208/220/230/240VAC					
	Voltage Range	Line-Neutral 90~300VAC Line-Line 150~500VAC					
	Frequency Range	40Hz-70Hz					
	Input Power Factor	≥0.99					
AC Output	Wiring	L/N+PE					
	Rated Output Voltage	208/220/230/240VAC					
	Voltage Regulation	±1%					
	Output Frequency	50/60±4Hz(Sync Mode) / 50/60Hz±0.1%(Free Run)					
	Waveform	Pure Sine Wave					
	Distortion (THDV%)	<2%(Linear Load)					
		<7%(None-Linear Load)					
Over load capability	10Min@105%~125%Rated Load 60Sec.@125%~150%Rated Load 0.5Sec.@>150%Rated Load						
Efficiency	AC/AC Mode	>94%					
	DC/AC Mode	>92%					
Battery & Charge	Rated Battery Voltage	192VDC 12Vx16pcs	192/240VDC C External Battery	192VDC 12Vx32pcs	192/240VDC C External Battery	192VDC 12Vx32pcs	192/240VDC External Battery
	Battery Capacity	12V/7AH	External Battery	12V/7AH	External Battery	12V/7AH	External Battery
	Backup Time	>6mins @half Load	Depends	>8mins @half Load	Depends	>6mins @half Load	Depends
	Charging Current	Long Backup Time Model :4A					
Physical	Chassis Style	Tower					
	Tower Dimension	3C10kS: 190(W)X340(H)x535(D)mm 3C10k: 190(W)X456(H)x534(D)mm 3C15/20kS: 238(W)X528(H)x540(D)mm					

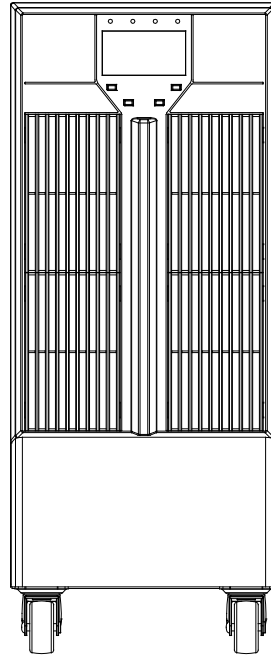
		3C15/20k: 300(W)X700(H)x698(D)mm					
	Weight (kg)	47.8kg	17.0kg	89.6kg	25.6kg	90.1kg	26.1kg
HMI	LCD DISPLAY	Input Mains Voltage, Frequency, Load level, Operation Mode, Health Status					
	Standards Communication Interface	1. RS232 PORT 2. Ethernet Port: Support remote monitor the UPS via Smart Phone APP, Web page, PC Monitor Software , Support Server / NAS shutdown					
	Optional Extension Card	3. MODBUS Card, 4. USB Card 5. Relay Card (Needs assembly according to order request before shipping)					
Operating Environment Endurance	Temperature range	-10~50°C					
	Relative Humidity	0-98% (Non-condensing)					
	Acoustics Noise	<60dB @ 1 meters					

UPS Outlook[®]

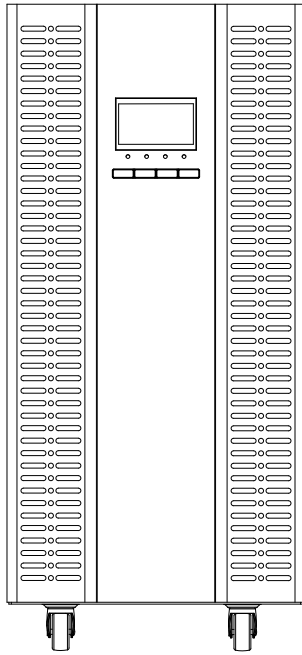
Front View




3C10KS Front Panel



3C10KS Front Panel

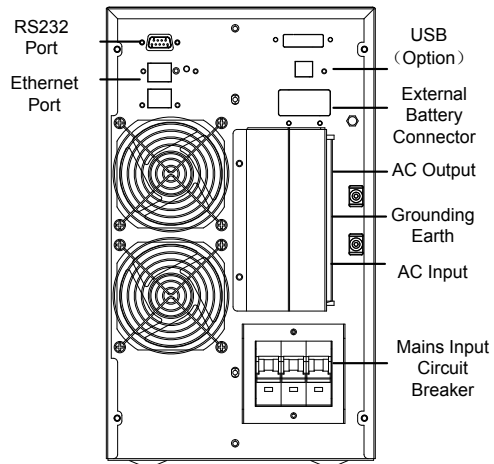


3C15/20KS Front Panel

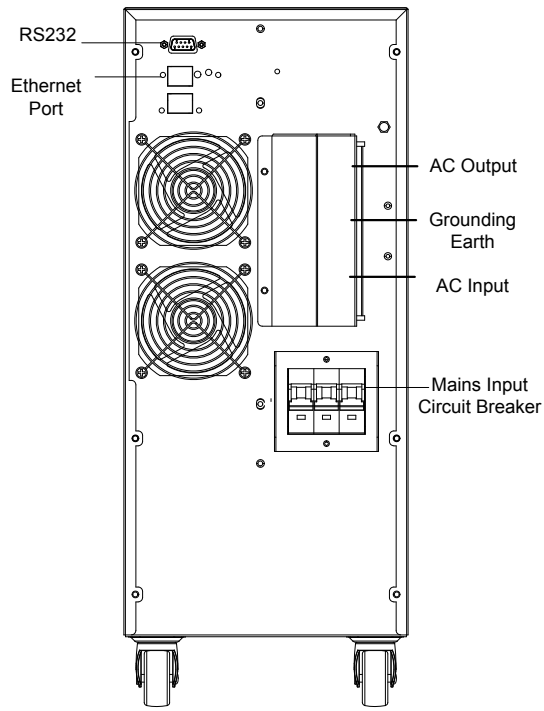


3C15/20K Front Panel

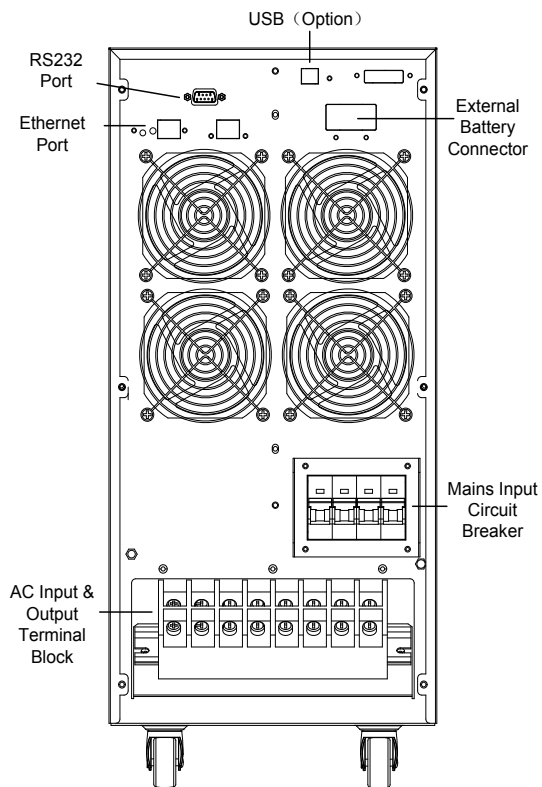
Rear Panel



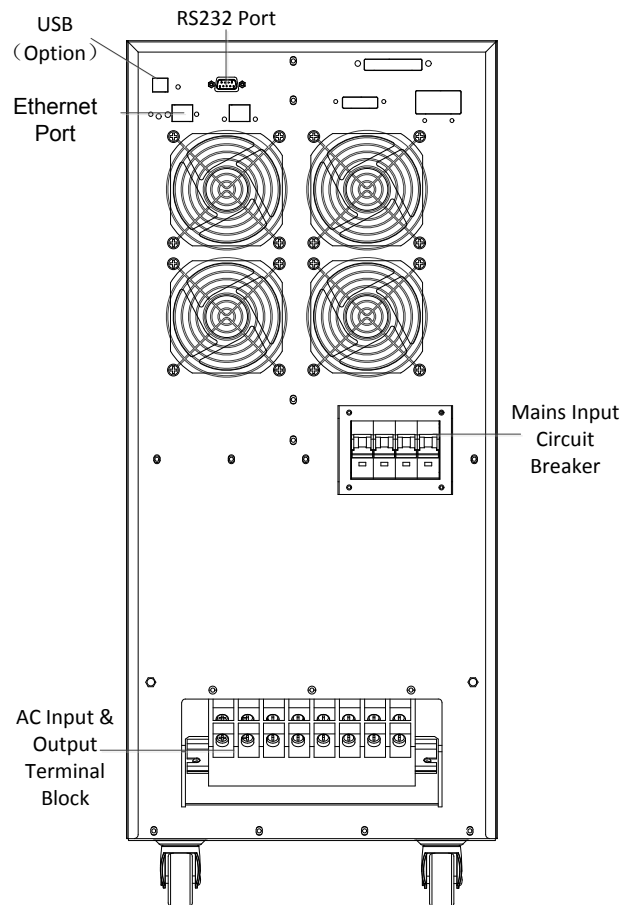
3C10KS Rear Panel



3C10K Rear Panel



3C15KS/20KS Rear Panel



3C15K(S)/20K(S) Rear Panel

Note:

- ① Battery rated voltage is open to customization
- ② Dimension might vary for different bezel
- ③ The socket and terminal configuration on the rear panel may be different for countries or regions according to order
- ④ More parameter customization , please contact sales representative